



The Wonthaggi Woody

ISSUE

213

November
2024
www.wonthaggiwoodcrafters.com.au


Wonthaggi Woodcrafters
P. O. Box 477 Wonthaggi 3995
Jean Melzer Centre
239 White Road
Wonthaggi 3995

COMMITTEE:

PRESIDENT:

Syd Gordon - 0434 614 573

VICE PRESIDENT:

Peter Myers - 0413 122 103

SECRETARY:

Michael Bladen - 0428 270 850

TREASURER:

Frank Kisvarda - 0418 177 505

COMMITTEE MEMBERS:

Neil Lenne - 0417 343 112

Alan Hurst - 0427 393 234

Tina Kalivas - 0425 701 629

Hartley Tobin - 0400 359 976

Amanda Robbins - 0423 054 756

David Carlos - 0423 623 138

General Email

wonthaggiwoodcrafters@gmail.com

Website

www.wonthaggiwoodcrafters.com.au

Facebook

www.facebook.com/wonthaggiwoodcrafters

Secretary

woodiessec@gmail.com

Newsletter

woodiesnews@gmail.com

DIARY 2024

November 29th - Christmas Shop set up

November 29th - Last turning workshop 2024

December 2nd - Final 2024 Committee Meeting

December 2nd - Christmas Shop Opens

December 5th - Christmas function @
Wonthaggi Workman's Club

December 6th - Last Workshop sessions 2024

December 24th - Christmas Shop Closes

January 20th - Club workshops re-start

WOODIES WORKSHOP SESSIONS

WOODTURNING: Regular Sessions

Monday 9 am to 12 noon - Hartley Tobin: 0400 359 976

Neil Lenne: 0417 343 112

Neil Bateman: 5672 3229

Monday 1pm to 4pm Michael Bladen 0428 270 850

Time for this session will vary on first two Mondays each month

Monday 5 pm to 8 pm - John DiStefano: 0482 173 799

Wednesday 1pm to 4pm - Lionel Wood: 0409 695 950

Friday 9 am to 12 noon - Hartley Tobin: 0400 359 976

Neil Lenne: 0417 343 112

Neil Bateman: 5672 3229

SEGMENTED TURNING: Regular Sessions

Friday 9am to 12 noon - Grant Crocker 0418 121 592

TOY GROUP: Regular Sessions

Tuesday 9am to 4pm - Peter Myers 0413 122 103

PYROGRAPHY: Regular Sessions

Friday 1pm to 4 pm - Michael Bladen: 0428 270 850

SCROLL SAWING: Regular Sessions

Wednesday 9am to 12 noon - Lionel Wood: 0490 695 950

Syd Gordon: 0434 614 573

JOINERY: Regular Sessions

Thursday 9am to 12 noon - Syd Gordon 0434 614 573

Thursday 1pm to 4pm - Tina Kalivas, Peter Myers and David

Carlos - refer Syd Gordon

CARVING: Regular Sessions

Friday 9am to 12 noon - Harry Smith: 5674 8078

PRESIDENT'S MESSAGE



Welcome to the November 2024 newsletter. The turning workshop has had a 'make-over' as most of you will know. It was done on a Saturday morning by Neil Lenne, Frank Kisvarda and myself. In the past we have had some close calls and some injuries when a piece has been flung off the lathe and careened across the room hitting another member or coming close

to hitting. For this reason, the 9 lathes are now facing a wall, thus minimising the chance of a wayward piece causing injury. The dust extractor ducting was also re-jigged to suit the new positions. Also, thanks to the two Neils, each lathe now has its own movable table to hold the tools.

Some members of the Joinery group will be making a visit to the Vintage Tool Show in Northcote on the 12th December. The plan is to check out hand tools for use at the club and also to possibly buy some for ourselves? If anyone else is interested in coming along, talk to myself or Tina Kalivas for more information. We intend to meet at the club and carpool. If anybody has any other ideas about a club trip or activity that we could organise please speak up or even make a submission to the committee.

At the last members' meeting, we had a very informative presentation by Grant Hill from ABC Hearing. He covered a gamut of issues relating to hearing loss and it was pleasing

Cont P.2

from page 1 -

that there were so many questions from the audience. I hope that members learned a lot from Grant's great presentation.

Don't forget that our Christmas shop is opening soon (2nd Dec) and I hope you're all finishing off works of art to sell. We are running for three weeks this time so there are more opportunities to put your name down for covering a shift. The booking sheet is on the noticeboard.

That's all for now folks.

Be good and stay safe everyone.

Cheers, **Syd Gordon.**

CURRENT NEWS

Members' Meetings - In November we had Grant Hill, an Audiologist from ABC Hearing in Wonthaggi and Cowes who did a presentation.

New Bank Account details - Please ensure you have now made necessary alterations for our new bank account. The old account is now officially closed. Our new account details are:

BENDIGO BANK

BSB 633 000

AC No 221 237 910

Please remember to update your address book.

Wearing of Club badges - The Committee is asking all members to wear their badges when at the Club if possible. This applies especially to Members' Meetings and functions. However, as we are getting increasing numbers of new members, it's important make yourself known at other times as well.

Christmas function - This will be conducted on December 5th at the Wonthaggi Workingman's Club in Graham Street beginning at 12 noon. The meal is two courses and the room will be fully set up for us. The Club has recently been refurbished and unlike last year we will have plenty of space, as we are in their main function room. Any members/partners still interested in attending, but yet to commit, should let Frank Kisvarda know (0418 177505) no later than Wednesday 27th Nov.



Christmas Shop - The Annual Shop will open at the Clubrooms on Monday 2nd December and go through every day to Tuesday 24th December. We encourage all members to contribute items for sale. However it is expected that if you put items in, you should also be on the sales roster. There is currently plenty of space on the roster .

CURRENT NEWS cont.

The Christmas Shop will be well publicised as usual. It will be on shop windows around the Shire, on Socials - Facebook and Instagram thanks to Tina, on our Webpage thanks John, in the local Sentinel Times for next week and the 9th December, sent to all contacts who receive a Woodies Newsletter, on South Coast FM radio (and we hope an interview may be arranged), and distributed through BCAL and U3A members. If anyone would like flyers to distribute please see Syd or Alan. Master copies are at the Club.

A reminder that ALL items submitted for sale must have a fully completed sales tag (preferably attached) and each member must provide an **accurately** collated sales sheet, listing all their items for sale.

Please read the guidelines on the top of the Sales Sheet and adhere to these requirements to ensure things operate efficiently and in fairness to all participants.

Session end times for 2024 and beginning for 2025 - The last woodturning sessions will be on Friday 29th November so that the Christmas Shop can be set up to begin on the 2nd. All other workshop sessions will finish on Friday 6th December if agreed by the session Supervisors.

The Club will re-open for 2025 on Monday January 20th for all Club workshop sessions.

During the break, no activities may be carried out at Club facilities, unless the Committee chooses to have a working bee in preparation for the New Year.



WHAT THE

...!!

Yep, it's the suitcase she'll never lose or have stolen.



VALE

Roy Fischmann

It is with great sadness that we inform you that Woodies Life Member Roy Fischmann passed away on Thursday 21st November.

Roy was a long time member of the club, served on the Committee and was at one point Vice President. He was made a life member in 2013 and was always a generous supporter of the club.

We have been informed that there will be no notices in the paper, and his funeral will be for family members only.



Above: Roy Fischmann being presented with his Woodies Life Membership in 2013 by President John Hatton.

As part of his Newsletter Member Profile in the same year, Roy wrote -

"After retirement in 1989 we decided to leave the "Big Smoke" and relocate to Inverloch which provides much interest with its close proximity to both beach and bush. It also offered me the pleasure of contributing to the community by being involved on executive positions with the local JP's Association, the Wonthaggi Heart Support Branch, Anderson's Inlet Probus Club, the Wonthaggi Woodcrafters and the Gippsland Branch of the RAAF Association.

My other interests include my family, woodwork, military aircraft, reading and travel with Pauline who perhaps has had the greatest influence on my life by exhibiting her often stoic examples of never giving in, in adverse situations. Another person who influenced me was George Hill, Past President of the Woodies who is a perfectionist, believing that near enough is not good enough.

I joined the Wonthaggi Woodcrafters in 1993 to help improve my woodworking skills and have made some wonderful friends over the years. I believe that the success of this club should be recorded by the appointment of a club historian, plus more guest speakers at meetings".

Editor's note: Tony Hughes was appointed as Club Historian at that time. Tony now lives in Melbourne, and is

no longer a member, so we are currently looking for someone to take on the role and keep all of our important historical documents and data up to date. If you are interested in this role, please have a chat to Syd Gordon.



WOODIES @ WORK

In our Newsletter we love highlighting what our members are doing at home as well as in our Club workshops. We have discovered that apart from being a very talented wood crafter, Sandra Pietrolungo has even broader crafty skills. 'Little Max' (below) is a replica of one of Sandra's German Shepherds, made using a craft called Needle




Felting. Sandra explains - *"Needle Felting involves the use of fleece folded or rolled tightly and repeatedly stabbed with a barbed needle which in effect tangles the fibres together. The more you stab, the firmer the piece will be. In this case, I made a wire armature (frame) and built the shape by wrapping and stabbing the fleece around it.*

The fleece for the core shape was from my own small flock of white sheep and the coloured top coat was from alpaca fleece which Lex Van Saane brought back from his trip to Tasmania, as well as other coloured sheep fleece. The craft requires a little patience, but I find it quite therapeutic".

Below is 'Big Max' and Little Max' together to give an idea of relative size. The right-hand picture shows Big Max in Sandra's workshop wearing appropriate safety gear.

Well done Sandra, 10/10 from Woodies OHS Officer, Syd.




WOODIES @ WORK

Below: is a picture of the set up for our recent sales event at Newhaven Hall over the Melbourne Cup long weekend. We sincerely thank the Phillip Island Patchworkers for once again inviting us to be involved with them. It was a very successful 4 days for both groups, especially over the weekend. Although the limited space means only smaller items can be sold, the 12 members who submitted items sold 122 of their creations for a total of over \$2300. This provides some valuable funds for our Club and allows members to buy more tools and timber that they desire, but probably don't need - or is that just me??

It's a lovely environment over there with the Patchworkers and we get looked after brilliantly, including wonderful scones, jam and cream! We look forward to next year's event and hope that some other Woodies members may choose to join in.

Our next sales event is the 'big one' - the Christmas Shop, which runs from 2nd December to 24th December. BE IN IT.



Left: Is a rocking horse that is being renewed, restored, renovated, rehabilitated, refurbished - whatever you wish to call it, by Harry Smith.

Harry is an expert with these wooden creatures and has created many outstanding examples over the years. They are beautifully jointed and only natural fittings (eg. leather and real hair) are used for authenticity. They often become heirlooms for families' future generations, and in some cases, investments. Quality examples sell for many \$1000s

This one is being given a new life for Woodies member Neil Bateman.

As Harry has unfortunately been experiencing some health issues recently, he hasn't been able to spend as much time on this one as he'd like. However it is making progress and looks a lot better than when he took on the project.

SHOW & TELL

Top: This original piece of Kumiko was made by Tina Kalivas from Redgum, Walnut and Golden Ash.

Middle: The vase was made by Johan Vaessen from Spotted Gum.

Bottom: The tri-corner bowl was made by John DiStefano by segmenting some attractive timbers including Cypress and plywood.



SHOW & TELL

Top: This piece is only about 5cm high and was turned by John DiStefano about 15 years ago from a cow horn.

Middle: The bud vase was made by Hartley Tobin from Banksia.

Bottom: The Snowman Christmas ornament was made by Brian Johnson from unknown timbers.



SHOW AND TELL

Below: The Christmas tree has been made from Cypress Pine by Tony Hirini – it's a project still in progress.

Bottom: David Carlos has made this rocket (from Tin Tin). It is segmented from Redgum and some old flooring.



SHOW AND TELL

Top: The box was made by Tina Kalivas. Also a work in progress, it features a continuous connecting grain. To complete it, the lid will be cut off. It's made from Oregon.

Middle: A Blackwood bowl made by Yohan Vaessen.

Bottom: The Christmas tree with natural edges is made from Desert Oak by Alan Hurst.



WOODIES @ WORK

The piece of work below is the beginning of a carving by Eric Hornsby. There have been guesses as to what it will be, but Eric is keeping the details close to his chest. We'll just have to watch as it evolves over time.





The evening news is where they start with "Good Evening" and then proceed to tell you why it isn't.

Why do people believe you when you say there are four billion stars, but check when you say the paint is wet?



SAFETY FIRST

BE AWARE - It's not just bladed tools that can cause injuries. The photos below show the result of a joint on a large 6" sanding belt coming away and catching the wood being sanded, with no prior warning. The timber piece was broken and thrown around the workshop. A face-mask prevented face injury, but no gloves led to a visit to hospital Emergency. Some of us have these machines at home and there are a couple at the Woodies.



The problem - Not all belt joints are the same. The weakest is the taped butt joint, as above. But joints can be welded, taped, glued, and jointed in several ways. Some use the very good Norlok finger joint. However most common is still the taped butt joint, as it's the cheapest to produce and it allows for the belt to be run in both directions.

WARNING - don't try to make or glue your own large belts, no matter what it says on Google. On smaller belts like on drum sanders, it may be possible with great care.

The lesson - The belt didn't snap but still caused trauma, so wear a full face shield AND gloves AND regularly check the belt condition, especially at joints.

My advice after this incident is to stick with well-known brands such as Sia, Norton, Hermes, Kingspor, etc. They're more expensive, but hopefully more reliable and safer. Finally - check belt edges - some brands offer better edge retention, which could also lead to problems if unchecked.

Alan Hurst

WOODIES @ WORK

Mel Day who has now shifted away from the Bass Coast area but remains a Woodies member, called in for a visit last Friday. Mel loves her carving and showed examples of the work she has been doing. Some of it was started when she was still in the carving group at the Woodies.



Above is a hollow burl of unknown species provided by Harry Smith. Mel has finished it with coloured resin and furniture wax.



Above is a turtle and ocean, carved on the end grain of a large log. All hand carved - no power tools. The simulated ocean is coloured epoxy. The turtle is finished with furniture wax.



Above is a carved bowl from an unknown timber. Again, it's been finished with furniture wax.

WOODIES @ PLAY

ROBERT MILLARD'S BEAUTIFUL YACHT IS NOW FINISHED




Yes it's finished and on the water at Newhaven Yacht Club, although there's some internal fitting out still to be done, before the champagne is put across the bow.

It's a **ClassGlobe 5.80** that Woodies member Robert has built in his garage from plans and CNC cut components. It is extreme weather capable, with strong marine ply, epoxy glass construction.

When Robert taped out the measurements on the floor (see top photo taken in Sept. 2022), it fitted into his workshop by a matter of just centimetres at each end - and that was after having to dispose of some of his great woodworking machines to make space.

Robert has plenty of prior experience with yachts. He previously bought a substantially larger yacht and spent a year customising it. Then he and his wife Claire sailed around the world for 2 years - with some very interesting experiences along the way.

HERE'S THE FUN PAGE



*How many squares can you count in the above shape? It's not 24 and it's not 44 but it is somewhere in between. **ANSWER is on page 10***

Some of the best words literally ever:

- | | |
|-----------------|-----------------|
| Bamboozled | Flabbergasted |
| Discombobulated | Shenanigans |
| Cattywampus | Lollygag |
| Malarkey | Kerfuffle |
| Brouhaha | Nincompoop |
| Skedaddle | Pumpernickel |
| Doohickey | Thingamajig |
| Persnickety | Whatsit |
| Whatnot | Whatchamacallit |
| Gobsmacked | Flummoxed |
| Flibbertigibbet | Dingleberry |
| Tenterhooks | Gobbledygook |
| Poppycock | Canoodle |
| Whippersnapper | Codswallop |

I was visiting my daughter last night when I asked if I could borrow a newspaper. "This is the 21st century" she said. "We don't waste money on newspapers. Here use my iPad." I can tell you this... that fly never knew what hit him. ...

Look at the chart and say the COLOUR not the word

YELLOW BLUE ORANGE
 BLACK RED GREEN
 PURPLE YELLOW RED
 ORANGE GREEN BLACK
 BLUE RED PURPLE
 GREEN BLUE ORANGE

Your right brain tries to say the colour but your left brain insists on reading the word.

Sometimes, you just have to play the role of a fool to fool the fool who thinks they are fooling you.

WHAT TOOL IS THIS?

Last Month's Mystery Tool

Gunmetal Miller Patent No. 50

Charles Miller came up with this plane, which would've cost a cabinetmaker two months salary to buy when it was patented in 1872. It was only offered for a year and its rarity pushed its auction price up to \$18,650.

This Month's Mystery Tool



SAVINGS ON EXPENDABLES

NEW STOCK HAS NOW ARRIVED IN BULK, SO PRICES ARE MINIMISED: Shellawax, Glow, EEE, super glue and sandpaper. All items are on-sold at cost price. We also have basic earmuffs, safety glasses and Covid-safe masks if you'd like to wear one. If you are interested in purchasing any of these items, see your session supervisor for prices and availability. *If you have any thoughts about other items the Club could purchase in bulk for resale, speak to a Supervisor or to Woodies purchasing officer - Neil Bateman.*

MEMBER PROFILES: For those who like to read the regular *Member Profiles* in the Newsletter, I've not got around to asking all members if they would be willing to contribute. I would especially love to hear from newer members who would be happy to tell their story, or perhaps some who may have done a Profile 'many moons' ago and would like to revise, as life has moved on.

Please let me know, as the Member Profile in each newsletter allows everyone to get to know each other better and is eagerly anticipated by many members.



A very *happy birthday* to the following Members –

Neil Bateman

John Langford

Lex Van Saane

Lois Williams

There are still a few birthdays not on our records. If we've missed you, please let Alan Hurst know or email - woodiesnews@gmail.com



LINKS & WEBSITES TO EXPLORE

<https://www.youtube.com/watch?v=RbvDeuixubc>

The sultan's luxury wood worth 700 million! The tamarind wood was sawn by the sawmill at the villa - Indonesia.

https://www.youtube.com/watch?v=bp5qIPE_kv8

Woodworking Tips & Tricks You Really Should Know – especially using blue tape effectively.

<https://www.youtube.com/watch?app=desktop&v=WbkZLHWI0po&t=370s>

15 Tips That'll Improve Your Woodworking! Must Know Tricks and Techniques!

https://www.youtube.com/shorts/_M2oBVKEUkl

Short and sweet - here's a few short vids that you may get ideas from.

ANSWER TO PUZZLE ON PAGE 8 - The shape has a total of 40 squares. Can you see them all?

***** CAN YOU HELP *****

Please send any relevant articles, photos of interest or your latest project, items to buy or sell, woodworking tips, tricks and jigs, or just any general suggestions for the Newsletter to -

woodiesnews@gmail.com

CONTRIBUTIONS TO NEWSLETTER SEGMENTS?

If you have any funny stories, articles, *Tips, Tricks & Jigs*, favourite gadgets, items to sell or buy, interesting websites, pictures of things you've created or work in progress, send them to - woodiesnews@gmail.com
Articles must be received no later than the 16th of the month please, to be included in the next Newsletter.

WOODIES CLASSIFIEDS

There are two categories; 'For Sale' if you have any tools or equipment you want to liquidate, and "Wanted" for those of you who are looking for preloved tools or equipment that other members may be willing to part with. There is no cost.

All you need to do to get an advert in, is write a short description (including contact details) of the item that you are selling, or wish to buy and send it to woodiesnews@gmail.com along with any photographs where appropriate.

Entries must be received by 16th of the month to be included in the next newsletter. Items will appear in two consecutive newsletters unless sold or otherwise requested.

THANKS TO WONTHAGGI WOODIES' SPONSORS

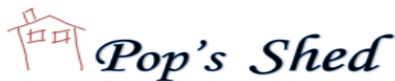
***** *They support us, please support them* *****



Cnr. White Road & McKenzie St, Wonthaggi
Ph: 5671 4000



33 -35 Murray Street, Wonthaggi
 (directly opposite Woolworths Supermarket)
 & 2460 Bass Hwy, Bass (in the Service Centre)



10b/286-288 Maroondah Hwy,
 Chirside Park
Ph: 9727 0611



Address 2/5-7 Korumburra Road
 Wonthaggi, Wonthaggi, VIC
 3995
Phone (03) 5672 5522



80-82 Osborne
 Ave Springvale Victoria 3171
(03) 8549 9999



72-90 Bilson Street
 Wonthaggi, 3995, Victoria Australia
Phone: 03 5632 3920



U6/3b Newlands Road
 Reservoir, VIC 3073
Phone: 03 9448 8300



Unit 2, 10-14 Capital Drive, Grovedale
Ph: 03 5243 0522



THE WONTHAGGI WOODY is the monthly
 newsletter of Wonthaggi Woodcrafters Inc.

NEWSLETTER EDITOR - Alan Hurst

woodiesnews@gmail.com